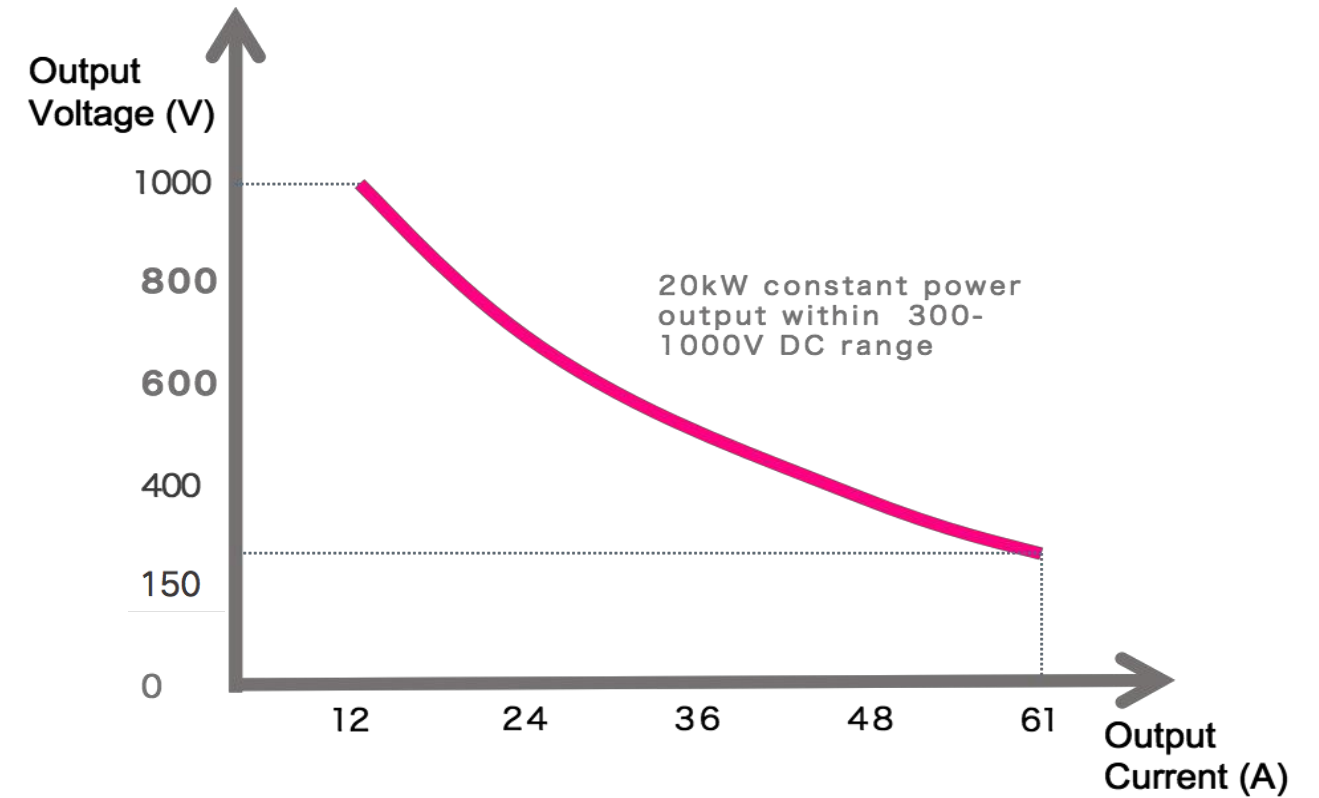
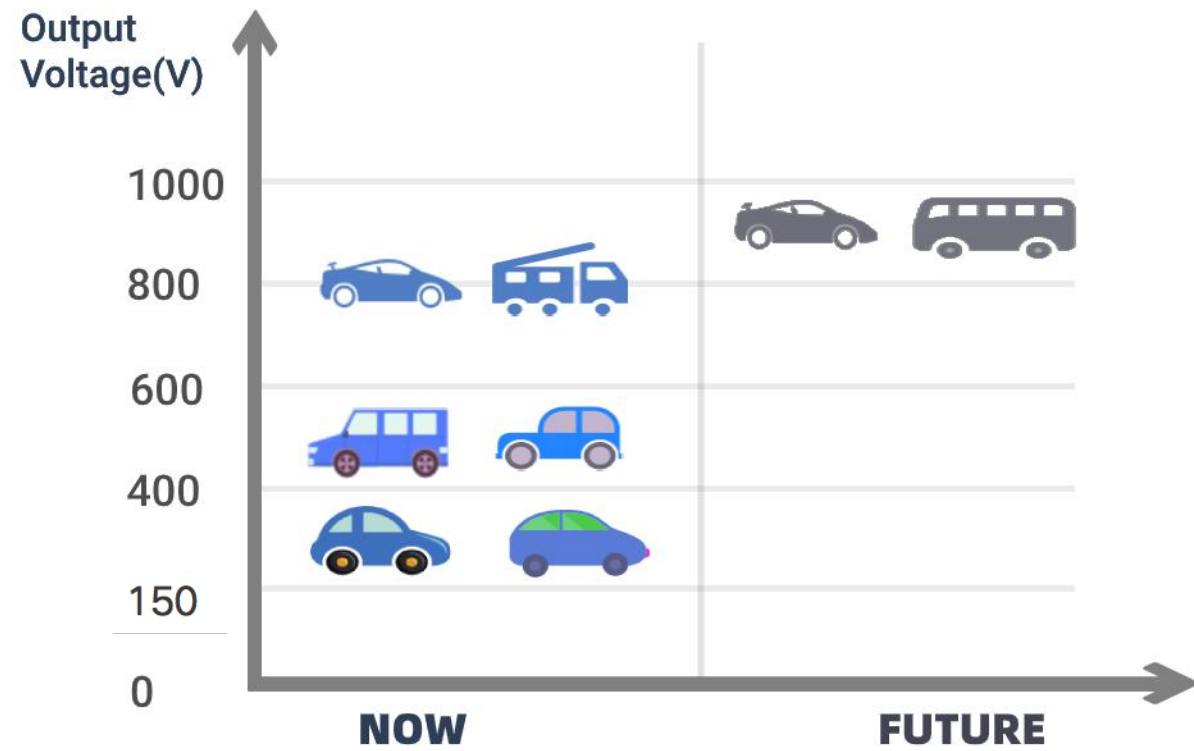


EVERYTHING ABOUT PROFITABILITY AND CHARGING EXPERIENCE

Sinexcel



SER 1000V SERIES
20kW EV Charger Module



ULTRA WIDE OUTPUT VOLTAGE RANGE

150-1000V, Compatible with the vast majority of voltage platforms and vehicle charging requirement, increases carrier earnings, and meets the next 5-10 years of technology.

NEW GENERATION OF CONSTANT POWER TECHNOLOGY

300-1000V constant power dual output segment, achieves the maximum constant power range, which improves the power utilization ratio of DC Charger, raises the operation efficiency, and maximizes carrier revenue.

Features



Safety & High Reliability

- Isolation design to ensure personal safety.
- Output reverse irrigation isolation to ensure the EV charger system safety.
- Supports hot plug, improving system reliability.
- With multiple-protection functions.



High Efficiency & Energy conservation

- Peak efficiency $\geq 96\%$.
- Power factor ≥ 0.99 , and infinitely close to the pure resistive load.
- High voltage mode combined with low voltage mode realizes the orderly switching.



Intelligent control

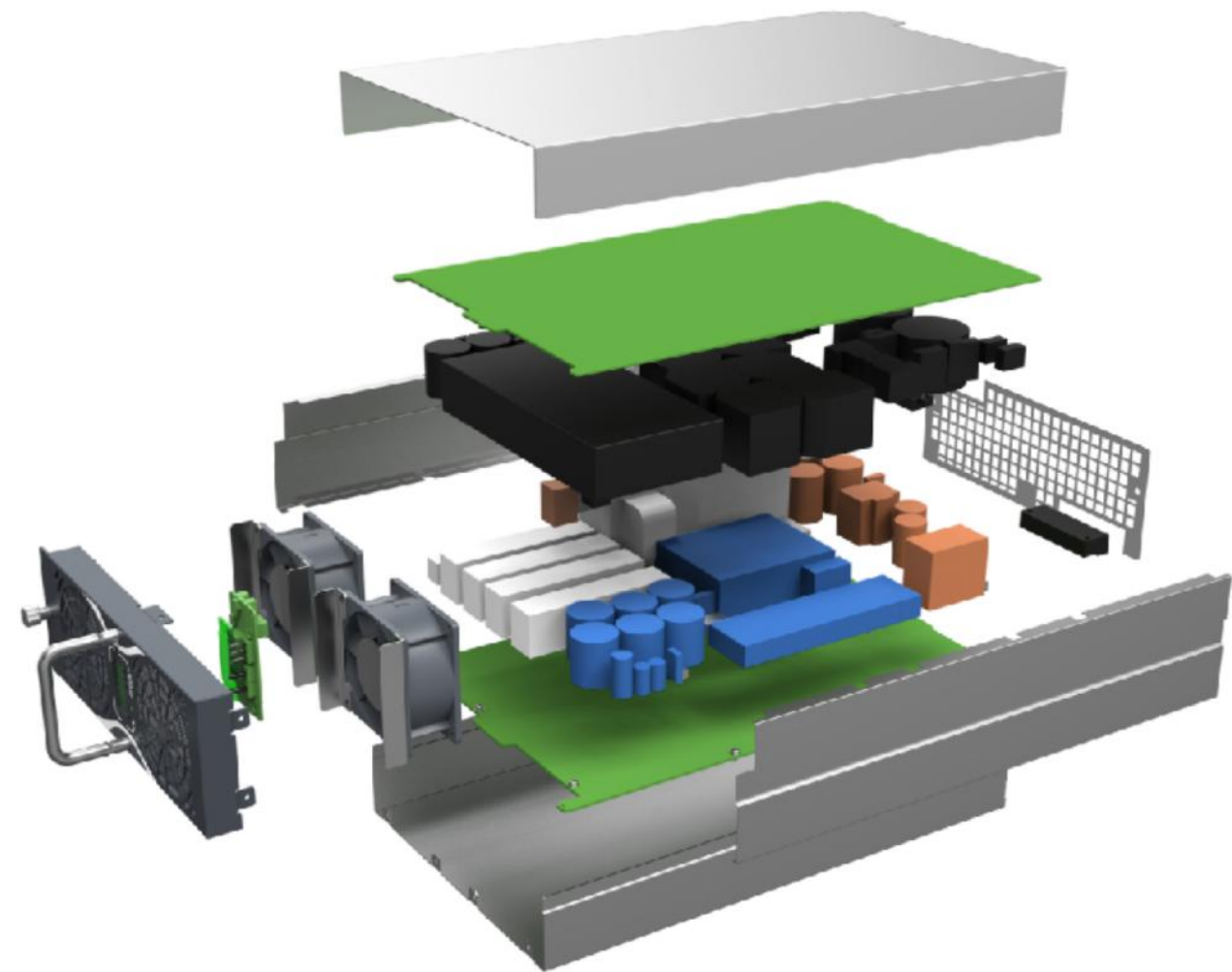
- Dust-proof blocking, Fans fault alarm.
- Supports remote fault detection and recovery.
- Module protocol supports automatic OTA upgrade and continuous software upgrade, optimizing continuously module performance.



Low noise, Supporting Mute mode

- Fan intelligent step-less speed regulation.
- Solved the charging problem of noise-sensitive area.

SER 1000V SERIES 20KW EV CHARGER MODULE



TECHNICAL PARAMETERS

CATEGORY	ITEM	PARAMETER
Environmental conditions	Operating temperature	-30°C~65°C, Derating above 50°C
	Cooling method	Air cooling
	Altitude	≤2000m. Derating output above 2000m
Input Characteristics	Input	Three phase+PE
	Input rated volatge	380V AC
	Input voltage range	268-479V AC
	Frequency	45Hz-65Hz
	Starting inrush current	≤110% rated input current
Ouput Characteristics	Rated output power	20kW
	Output voltage range	150V-1000V
	Output current range	0-61A
Features & Performance	Power factor	≥0.99
	Peak efficiency	≥96%
	THDI	≤5%
	Standby power consumption	≤0,1% output rated power
Mechanical Dimensions	Communication method	CAN BUS
	Size	W (238mm)*D(411mm)*H(86mm)
	Weight	10KG

SUPER COMPATIBLE



80 kW



120 kW





160 kW



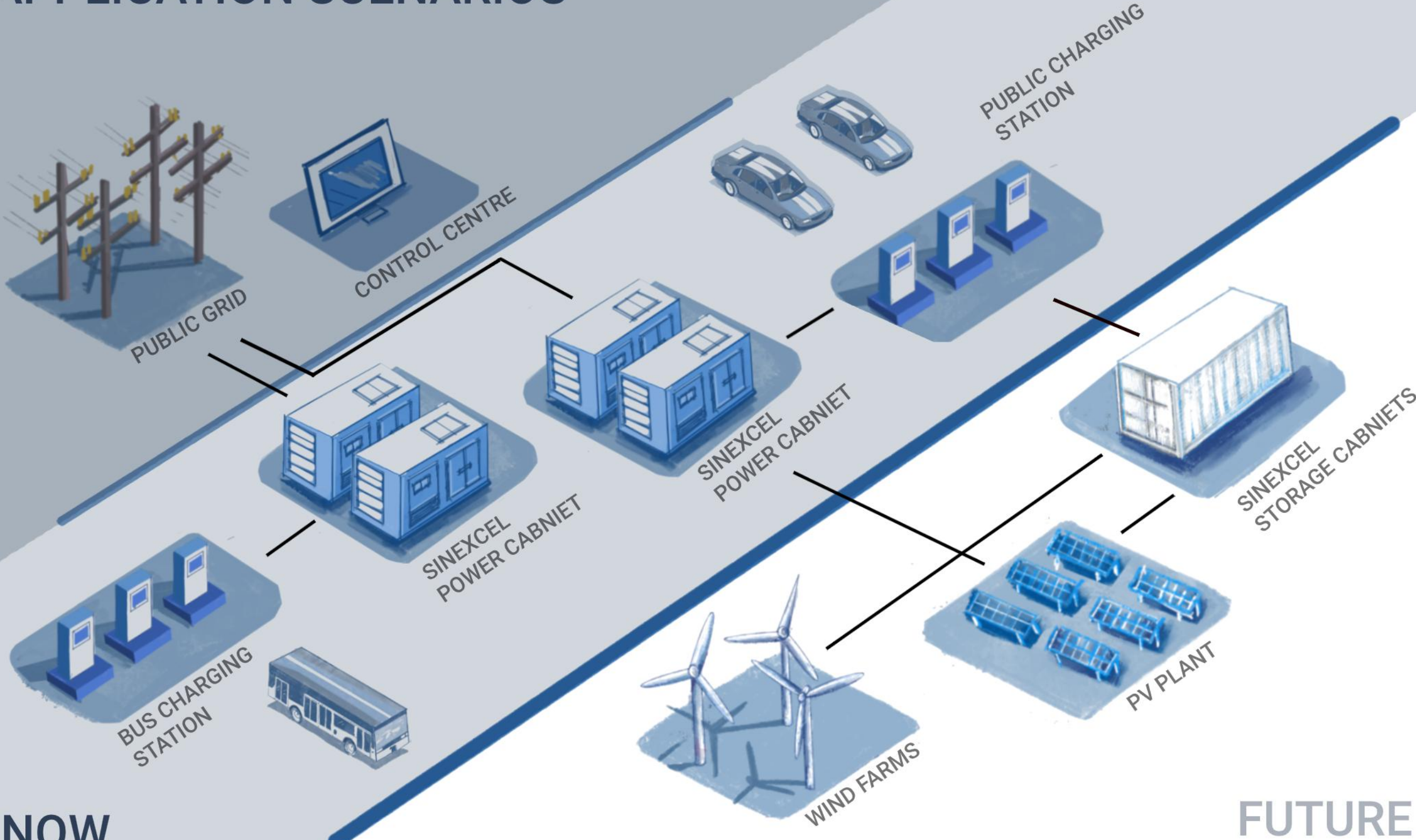
180 kW

1 Module = 20kW DC power

PRODUCT VIEWS



APPLICATION SCENARIOS



NOW

FUTURE



SUCCESSFUL CASES


Compatible with the vast majority of voltage platforms and vehicle charging requirement from now to future.



Public Charging Station



Xin'an Park charging Station



Battery swap station



BP Public Charging Station



XiaoJu Public Charging Station

ABOUT SINEXCEL



900+ EMPLOYEES

With 300+ R&D engineers.



10+YEARS

Since 2010, Sinexcel focus on R&D and production of EV charger module.



PUBLIC LISTED

Stock Code: 300693,
Growth Enterprise Market
of China.



GLOBAL APPLICATIONS

20KW EV Charger Module
adaptation temperature
range: -30°C to 50°C

BUSINESS & OFFICES



EV CHARGER MODULE

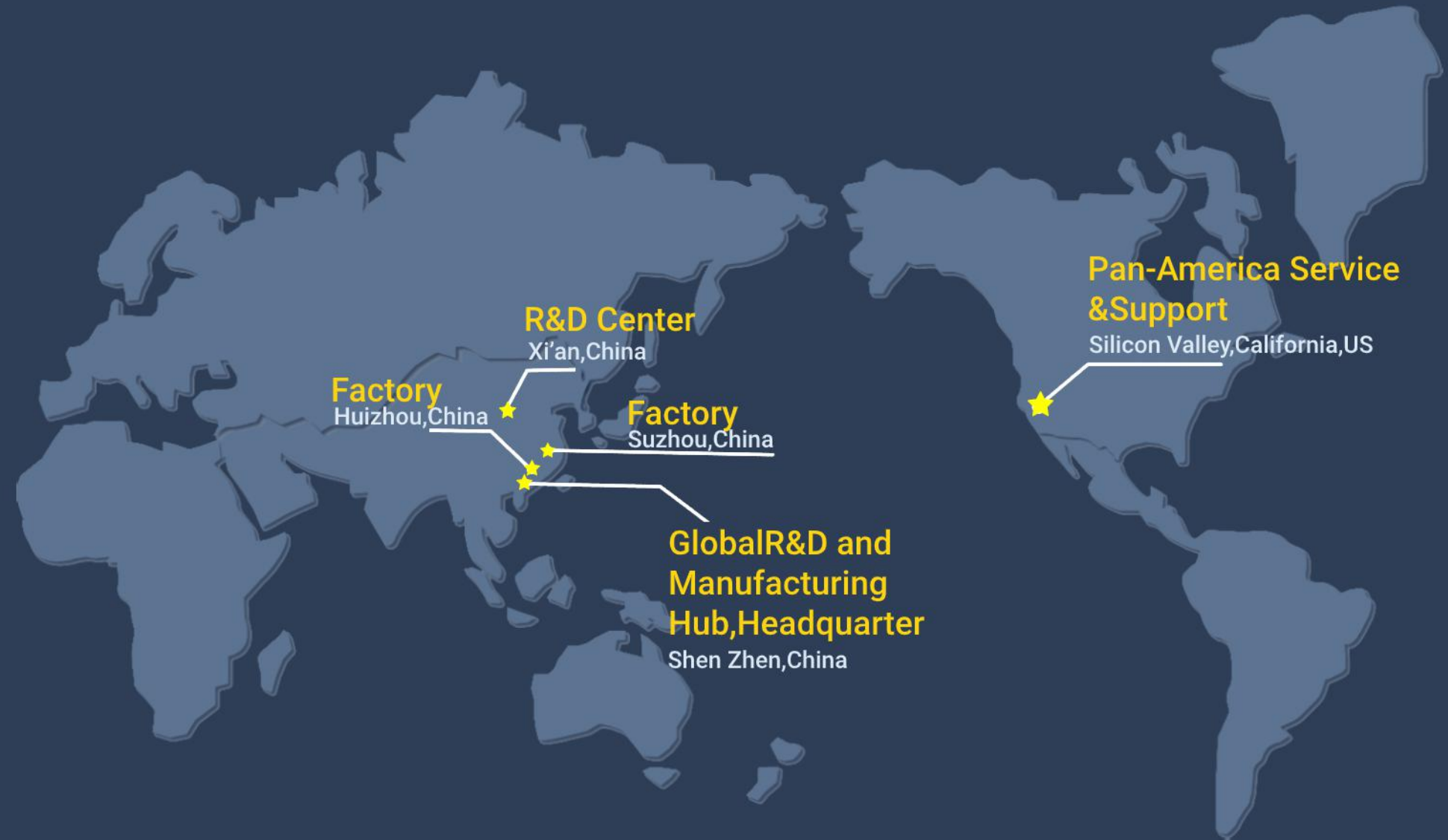
400000+

EV FAST CHARGERS

30000+

COUNTRIES

50+





Sinexcel

EVERYTHING ABOUT PROFITABILITY AND CHARGING EXPERIENCE

Shenzhen Sinexcel Electric Co.,Ltd

Tel:+86 - 0755 - 86511588

Fax: 0755 - 86513100

Website: en.sinexcel.com

Adress:6th Building,2nd District, Baiwangxin High-tech
Industry Park, Songbai Road, Nanshan District, Shenzhen